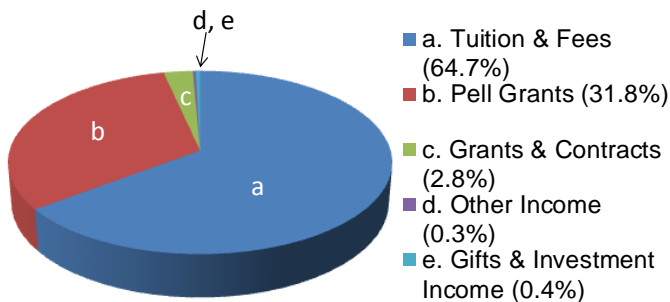


Chart of the Month:

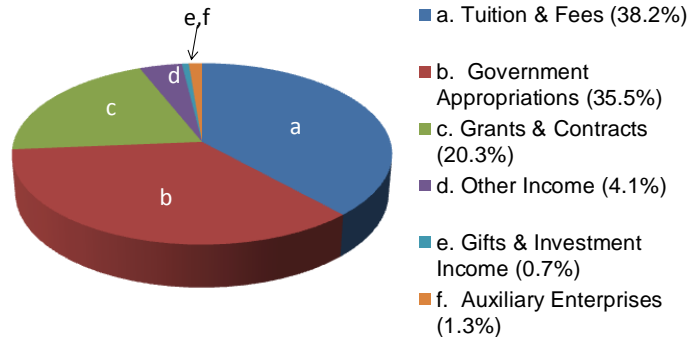
Distribution of Revenues and Expenses (FY 2012)

	Quincy College, 2012	Massasoit Community College, 2012
Total Revenues	\$21,551,278	\$64,723,930
Total Expenses	\$21,797,161	\$61,885,397

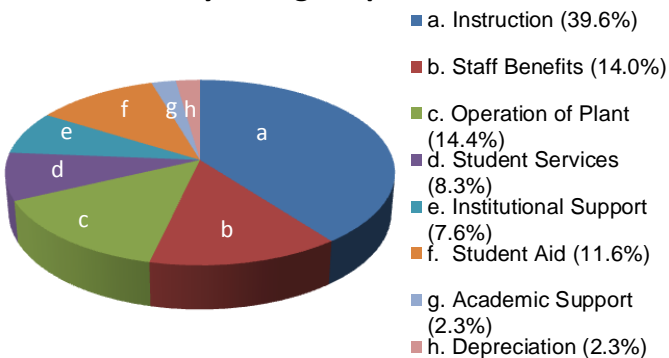
Quincy College Revenues, 2012



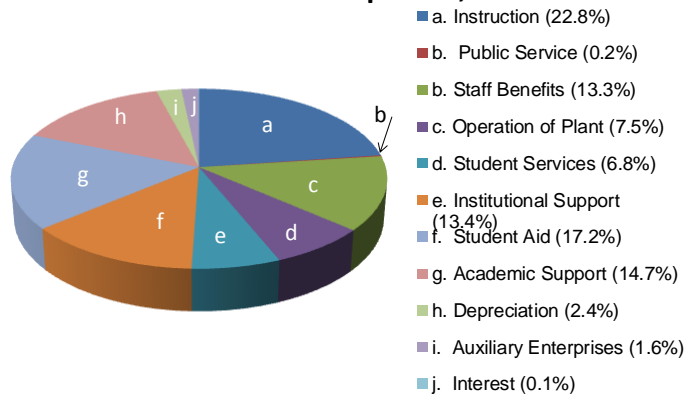
Massasoit CC Revenues, 2012



Quincy College Expenses, 2012



Massasoit CC Expenses, 2012



Source: Integrated Postsecondary Education Data System (IPEDS)

NOTE: Employee Fringe Benefits, Operation of Plant, Depreciation, and Interest are broken out separately and not included in % Instruction