

## ***Step By Step Instructions to apply for and activate your G.I. Bill benefit***

---

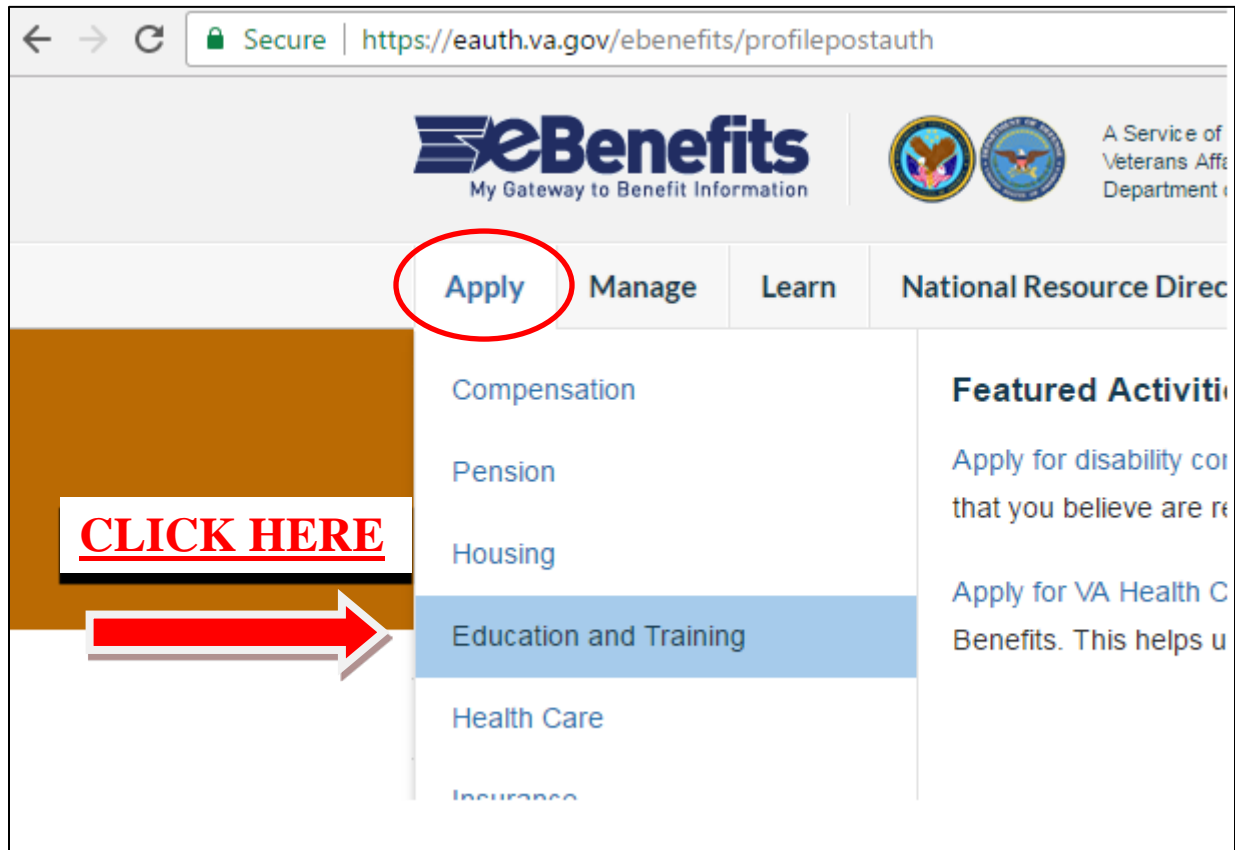
To activate your GI Bill benefits, you must first submit a VA 22-1990 Form via your VA EBenefits portal (<https://www.ebenefits.va.gov>). The following instructions will walk you through the application. The VA requires a response to every question in this application. Please make sure that you select/input a response to every question. If you have questions while filling out the application please call (617) 405-5928 or email [veterans@quincycollege.edu](mailto:veterans@quincycollege.edu). When your application is complete you should print a copy for your records. It contains the **confirmation number** you will need to provide to the VA if you need to follow-up on your application.

Go to [www.ebenefits.va.gov](https://www.ebenefits.va.gov)

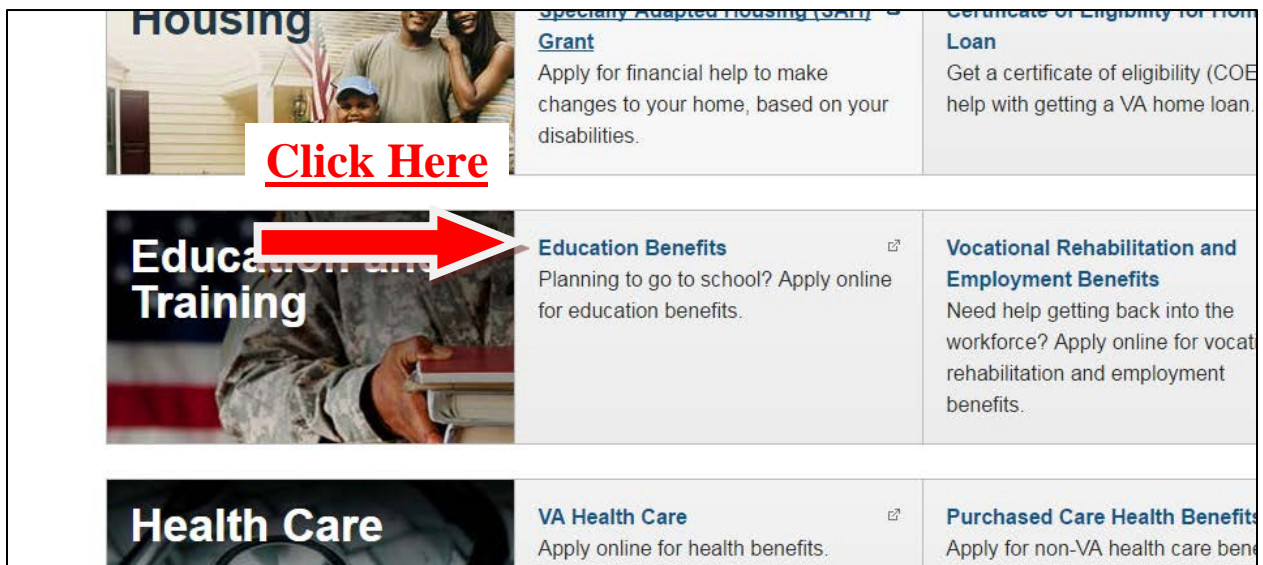


**Login as you normally would, or register for a PREMIUM LOGIN ACCOUNT (not basic access) and return to this step upon completion.**

# Step By Step Instructions to apply for and activate your G.I. Bill benefit



**Scroll down on the “Apply for Benefits” page and:**



# Step By Step Instructions to apply for and activate your G.I. Bill benefit

---

VONAPP USER (Please select this option if this is your first time using the VONAPP website.)

VONAPP (Please select this option if you have used the VONAPP website before. Print a previous application.)

**IMPORTANT MESSAGE:**

The Application for Education Benefits form, **22-1990** is available on the vets.gov option within VONAPP. Please click the link below to complete the 22-1990.

<https://www.vets.gov/education/apply-for-education-benefits/>

The 22-1990 is the form used if you are a veteran or service member applying for an education benefit for the first time. (For example, if you have never used education benefits before, or are switching from one benefit to another - the Montgomery GI Bill to the Post 9/11 GI Bill.)

Click this link



**Read thoroughly, scroll down and:**

## Apply for education benefits Form 22-1990

Fill out this application to **apply for** your official Certificate of Eligibility (COE) for the education benefit you want. Before you continue, please note that the presence of form fields indicates information is being collected.

**i** You won't be able to save your work or come back to finish. So before you start, it's a good idea to gather information about your military and education history, and the school you want to attend.

This application is based on VA Form 22-1990.

**Get Started »**

Click here



# Step By Step Instructions to apply for and activate your G.I. Bill benefit

## Fill-in personal information

Last name \*  
Shmuckatelli

Suffix  
▼

Social Security Number \*  
011-10-1775

Date of birth \*  
Month: Nov ▼ Day: 10 ▼ Year: 1975

Gender  
 Female  
 Male

« Back Continue »

**Click here** ←

**2 of 8 Benefits Eligibility**

\* Indicates a required field

**i**

- You may be eligible for more than 1 education benefit program.
- You can only get payments from 1 program at a time.
- You can't get more than 48 months of benefits under any combination of VA education programs.

Select the benefit that is the best match for you. \*

Post-9/11 GI Bill (Chapter 33)  
[Learn more](#)

When you choose to apply for your Post-9/11 benefit, you have to relinquish (give up) 1 other benefit you may be eligible for. You'll make this decision on the next page.

Montgomery GI Bill (MGIB-AD, Chapter 30)  
[Learn more](#)

Montgomery GI Bill Selected Reserve (MGIB-SR, Chapter 1606)  
[Learn more](#)

Post-Vietnam Era Veterans' Educational Assistance Program (VEAP, Chapter 32)  
[Learn more](#)

« Back Continue »

**Click** ←

### NOTE:

- Question 1 is asking which benefit you're applying for. If you don't know which benefit you're applying for, contact Quincy College Veteran Services at (617) 405-5928 or (617) 984-1752 or [veterans@quincycollege.edu](mailto:veterans@quincycollege.edu) or [cbreton@quincycollege.edu](mailto:cbreton@quincycollege.edu) or [kconnick@quincycollege.edu](mailto:kconnick@quincycollege.edu)

**For Post-9/11  
GI Bill**

## Step By Step Instructions to apply for and activate your G.I. Bill benefit

**2 of 8 Benefits Eligibility**

### Benefits relinquishment

\* Indicates a required field

Because you chose to apply for your Post-9/11 benefit, you have to relinquish (give up) 1 other benefit you may be eligible for. **Your decision is irrevocable** (you can't change your mind).

I choose to give up: \*

I'm only eligible for the Post-9/11 GI Bill

**Montgomery GI Bill (MGIB-AD, Chapter 30)**

**⚠** If you choose to give up MGIB-AD, you'll get benefits only for the number of months you had left under MGIB-AD.

Effective date \*

Month	Day	Year
Feb	28	2017

**Today's date**

- Use today's date unless you aren't going to use your Post 9/11 GI Bill benefits until later.
- If you pick a future date, you can't get benefits until then.
- If your classes started less than 2 years ago, enter the date they began.

Montgomery GI Bill Selected Reserve (MGIB-SR, Chapter 1606)

Reserve Educational Assistance Program (REAP, Chapter 1607)

If you have questions or don't understand the choice, talk to a specialist at 1-888-442-4551 (1-888-GI-BILL-1) from 8:00 a.m. - 7:00 p.m. ET Mon - Fri

**« Back** **Continue »**

### NOTE:

If you're applying for Ch 33 (Post 9/11 GI Bill) you must give up the MGIB. Click which chapter of the MGIB you are giving up and use today's date as the effective date. If you don't know which benefit you're relinquishing, contact Quincy College Veteran Services at (617) 405-5928 or (617) 984-1752 or [veterans@quincycollege.edu](mailto:veterans@quincycollege.edu) or [cbreton@quincycollege.edu](mailto:cbreton@quincycollege.edu) or [kconnick@quincycollege.edu](mailto:kconnick@quincycollege.edu)

The next section will be using information that can be found on your DD214. Branch info, AFADBD (Armed Forces Active Duty Base Date,) EAS (End of Active Service,) etc.

# Step By Step Instructions to apply for and activate your G.I. Bill benefit

**3 of 8 Military History**

### Service periods

\* Indicates a required field

Please record all your periods of service.

Branch of service: \*

Type of service (Active duty, drilling reservist, IRR, etc.)

Start of service period: \*

Month Day Year

Sep 11 2001 **AFADBD**

End of service period:

Month Day Year

Sep 10 2005 **EAS**

Apply this service period to the benefit I'm applying for.

[Add Another Service Period](#)

[« Back](#) [Continue »](#) **Click**

**Fill below in where appropriate**

**3 of 8 Military History**

### Military service

\* Indicates a required field

If you received a commission from a military service academy, what year did you graduate?

Are you on active duty now?

Yes

No

[« Back](#) [Continue »](#) **Click**

**Click either, or**

# Step By Step Instructions to apply for and activate your G.I. Bill benefit


---

Benefits > Apply Online

### ROTC history


\* Indicates a required field

Are you in a senior ROTC scholarship program right now that pays your tuition, fees, books, and supplies? (Covered under Section 2107 of Title 10, U.S. Code)

Yes  Click either or

No

Were you commissioned as a result of senior ROTC?

Yes  Click either or

No

Click

Fill in all pertinent contact information on the next two pages and click continue

### 3 of 8 Military History

#### Contributions

\* Indicates a required field Select all that apply

Select all that apply:

I am receiving benefits from the U.S. Government as a civilian employee during the same time as I am seeking benefits from VA.

I made contributions (up to \$600) to increase the amount of my monthly benefits.

I qualify for an Active Duty Kicker (sometimes called a college fund).

I qualify for a Reserve Kicker (sometimes called a college fund).

I have a period of service that the Department of Defense counts toward an education loan payment.

Click

# Step By Step Instructions to apply for and activate your G.I. Bill benefit

---

**Education history**

Fill in all applicable information and select continue at the bottom

\* Indicates a required field

When did you earn your high school diploma or equivalency certificate?

Month      Year

**Education after high school**

Enter the name of the college or training facility where you completed educational programs after high school (including apprenticeships, on-the-job training, and flight training).

---

College, university, or other training provider

City

State

**5 of 8 Employment History**

\* Indicates a required field

Have you ever held a license or a journeyman rating (for example, as a contractor or plumber) to practice a profession?

Yes

No

Select which answer is applicable then click 'Continue'



# Step By Step Instructions to apply for and activate your G.I. Bill benefit

**6 of 8 School Selection**

\* Indicates a required field

In what type of education or training do you plan to enroll?

Type of education or training:

Enter the name of the school you plan to attend. It's okay if you don't have a school picked out yet.

Name of school, university, or training facility:

**Address**

Country

Street

City (or APO/FPO/DPO)

State

Zip code

Education or career goal (for example, "Get a bachelor's degree in criminal justice" or "Get an HVAC technician certificate" or "Become a police officer.")

The date your training began or will begin:

Month Day Year

**Input the following information:**

**Type of education or training:**  
**“College, university, or other educational...”**

**Name of School:**  
**Quincy College**

**Address:**  
**1250 Hancock Street**  
**Quincy, MA 02169**

**Education or career goal...:**  
**Type in your major (Business Management, etc.)**

**The date your training began or will begin:**  
**The date the semester began/begins**

**CLICK CONTINUE**

# Step By Step Instructions to apply for and activate your G.I. Bill benefit

---

**7** of 8 Personal Information

**Contact information**

\* Indicates a required field

How would you prefer to be contacted if VA has questions about your application?

Email

Phone

Mail

**Address**

Country \*

United States

Street \*

City (or APO/FPO/DPO) \*

State \*

Zip code \*

**Other contact information**

Please enter as much contact information as possible so VA can get in touch with you, if necessary.

Email address \*

Re-enter email address \*

Primary telephone number

Mobile telephone number

[« Back](#) [Continue »](#)

**Fill in the requested personal contact information:**

**Choose one**

**CLICK CONTINUE**

## *Step By Step Instructions to apply for and activate your G.I. Bill benefit*

---

**Fill in emergency contact information. If your emergency contact also lives with you, select: 'Address for secondary contact is the same as mine.'**

**7 of 8 Personal Information**

### Secondary contact

This person should know where you can be reached at all times.

\* Indicates a required field

Name

Telephone number

### Address

Address for secondary contact is the same as mine.

**CLICK CONTINUE**



## *Step By Step Instructions to apply for and activate your G.I. Bill benefit*

---

**If you wish to physically receive a BAH/living stipend paper check, leave this page blank. Otherwise, fill this out with information from your banking institution.**

### Direct deposit

VA makes payments only through direct deposit, also called electronic funds transfer (EFT). The only exception is for participants in the Post-Vietnam Era Veterans' Educational Assistance Program (VEAP).

If you don't have a bank account, VA will pay you through the Direct Express<sup>®</sup> Debit MasterCard<sup>®</sup>. Apply for a Direct Express<sup>®</sup> Debit MasterCard<sup>®</sup> at [www.usdirectexpress.com](http://www.usdirectexpress.com) or by calling 1-800-333-1795. To request a waiver, contact the Department of Treasury Electronic Solution Center at 1-888-224-2950.

\* Indicates a required field

Account type


Checking

Savings

Account number

Routing number



**Click 'Continue' to proof-read your application.**

# Step By Step Instructions to apply for and activate your G.I. Bill benefit

---

**Expand ALL tabs and verify all information.**








**Leaving all tabs open, print a copy for your records.**

8 of 8 Review

## Review application

You can review your application information here. When you're done, click submit.

VA will usually process your claim within 30 days. VA will send you a letter by U.S. mail with your claim decision.

Veteran Information	
Benefits Eligibility	
Military History	
Education History	
Employment History	
School Selection	
Personal Information	

[\(Click here to expand\)](#)

**Note:** According to federal law, there are criminal penalties, including a fine and/or imprisonment for up to 5 years, for withholding information or for providing incorrect information. (See 18 U.S.C. 1001)

I have read and accept the [privacy policy](#) \*

[« Back](#)

[Submit Application](#)

[Click Here](#)



**[TO FINALIZE APPLICATION, CLICK HERE](#)**

# Step By Step Instructions to apply for and activate your G.I. Bill benefit

---

- ✓ Veteran Information
- ✓ Benefits Eligibility
- ✓ Military History
- ✓ Education History
- ✓ Employment History
- ✓ School Selection
- ✓ Personal Information
- ✓ Review

## Claim received

Normally processed within 30 days

VA may contact you for more information or documents.  
*Please print this page for your records.*

### Education Benefit Claim (Form 22-1990)

for sample sample sample

#### Benefit claimed

Post-9/11 GI Bill (Chapter 33)

#### Relinquished:

Montgomery GI Bill (MGIB-AD, Chapter 30)

#### Confirmation number

vets\_gov\_education\_benefits\_claim\_36237

#### Date received

Jan 18, 2017

#### Your claim was sent to

Western Region

VA Regional Office

P.O. Box 8888

Muskogee, OK 74402-8888

No documents required at this time

+

Need help? If you have questions, call 1-888-442-4551 (1-888-GI-BILL-1) from 8:00 a.m. - 7:00 p.m. ET Mon - Fri.

[Back to Main Page](#)

**PRINT THIS CONFIRMATION**  
**AND USE IT AS A COVER PAGE**  
**FOR YOUR APPLICATION**  
**RECORD.**