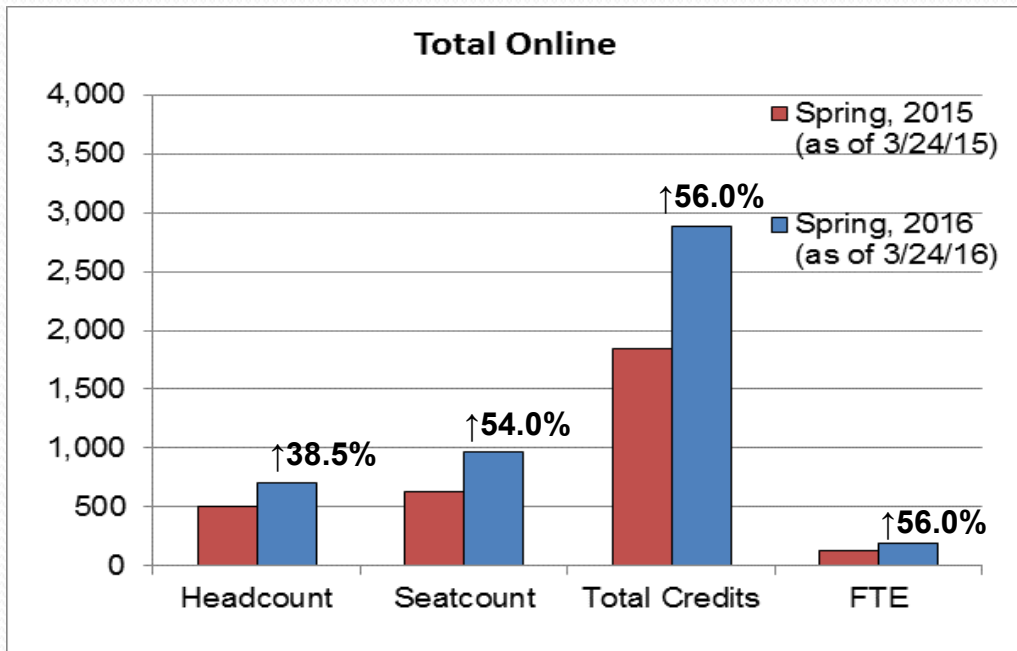
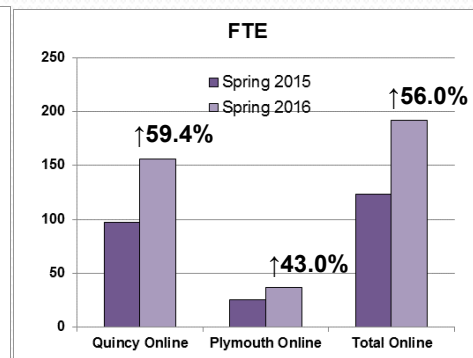
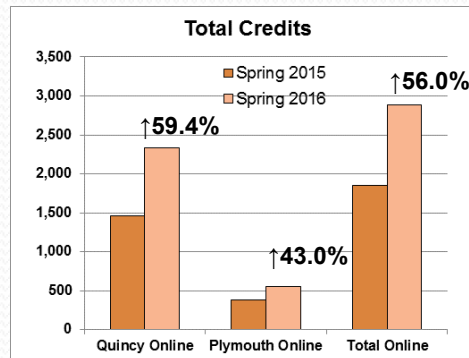
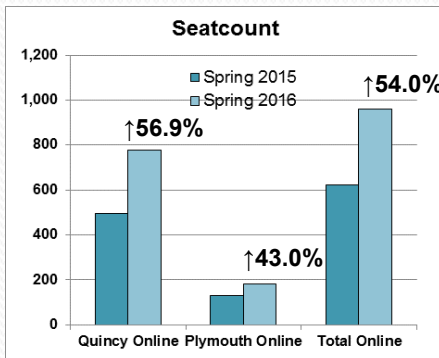
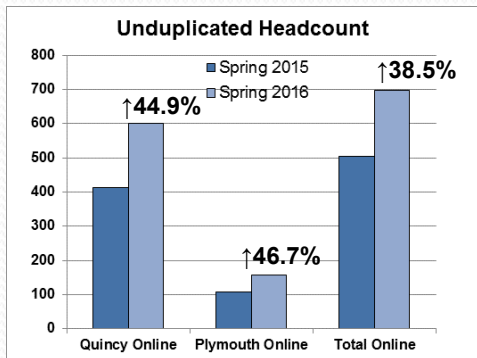


Chart of the Month: Spring Enrollment (Online Only) 2015-2016



Total Online Headcount is less than sum of Headcount for Quincy Online and Plymouth Online because some students take online classes at both campuses (Quincy and Plymouth).

Total Online change in FTE from Spring 2015 – Spring 2016 is up **56.0% (↑)**

Change in Quincy Online FTE from Spring 2015 – Spring 2016 is up **59.4% (↑)**

Change in Plymouth Online FTE from Spring 2015 – Spring 2016 is up **43.0% (↑)**

Data presented as of 3/24/16 – Does not include courses starting after 3/24/16
– Does not include non-credit courses

Source: Office of Institutional Research