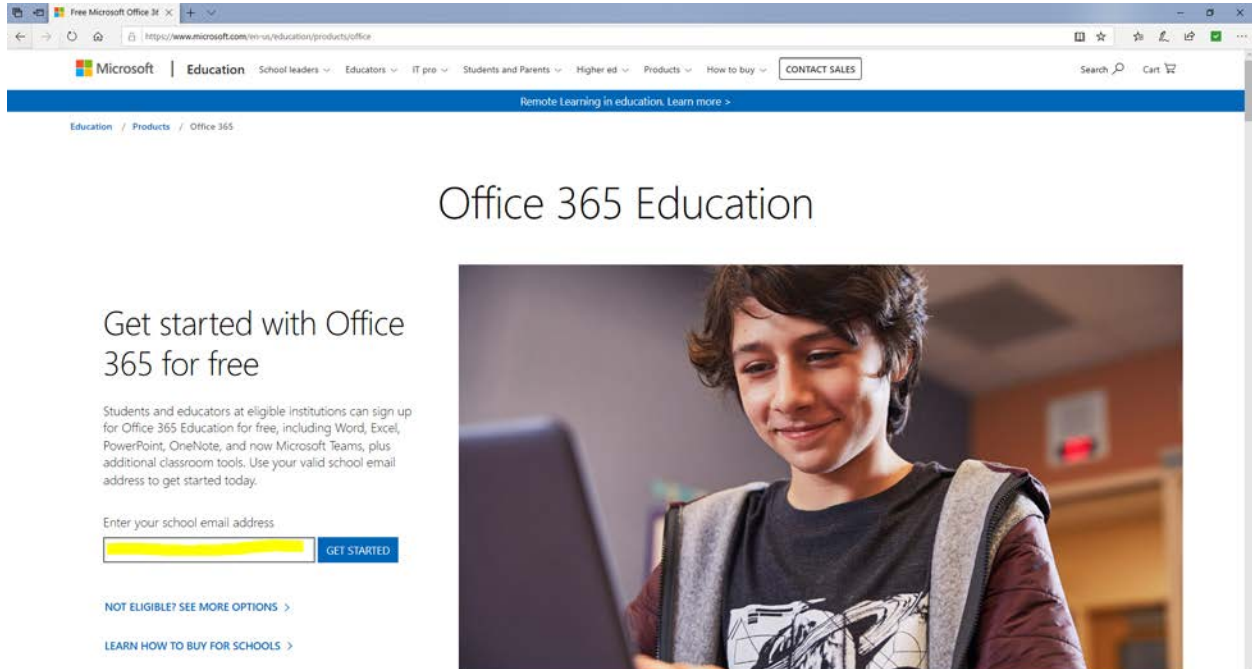


## How to sign up for Free Student Office 365 account

First go to

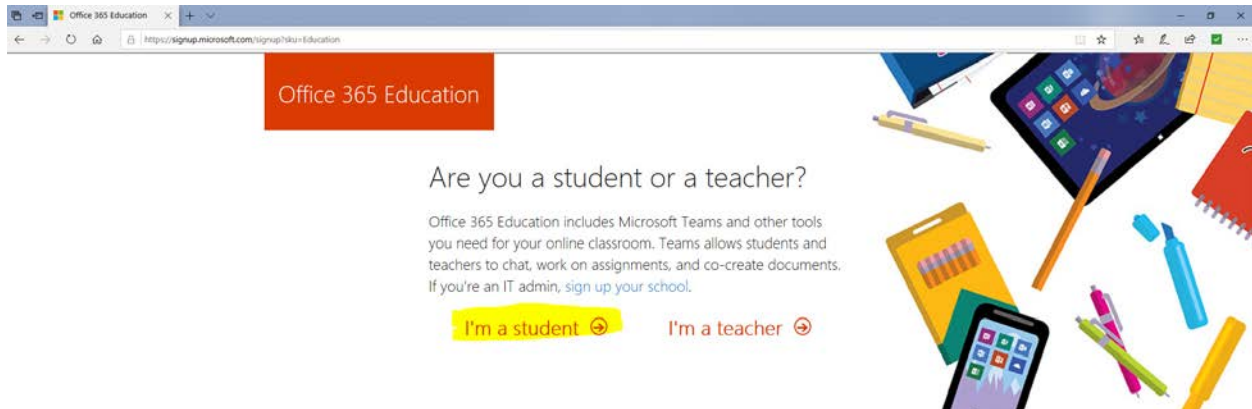
<https://www.microsoft.com/en-us/education/products/office>

and enter your @QC.quincycollge.edu email address and select GET STARTED



The screenshot shows the Microsoft Office 365 Education sign-up page. The browser address bar shows the URL <https://www.microsoft.com/en-us/education/products/office>. The page features a navigation bar with the Microsoft logo and links for Education, School leaders, Educators, IT pro, Students and Parents, Higher ed, Products, and How to buy. A 'CONTACT SALES' button is also visible. The main heading is 'Office 365 Education'. Below this, the text reads 'Get started with Office 365 for free'. A sub-heading states: 'Students and educators at eligible institutions can sign up for Office 365 Education for free, including Word, Excel, PowerPoint, OneNote, and now Microsoft Teams, plus additional classroom tools. Use your valid school email address to get started today.' There is a text input field for 'Enter your school email address' with a yellow highlight, followed by a blue 'GET STARTED' button. Below the input field are two links: 'NOT ELIGIBLE? SEE MORE OPTIONS >' and 'LEARN HOW TO BUY FOR SCHOOLS >'. To the right of the text is a photograph of a young man with dark hair, wearing a grey hoodie over a dark t-shirt, looking at a laptop screen.

Select I am a Student



The screenshot shows the 'Are you a student or a teacher?' section of the Microsoft Office 365 Education sign-up page. The browser address bar shows the URL <https://signup.microsoft.com/signup?sku=Education>. The page features a navigation bar with the Microsoft logo and links for Office 365 Education. The main heading is 'Office 365 Education'. Below this, the text reads 'Are you a student or a teacher?'. A sub-heading states: 'Office 365 Education includes Microsoft Teams and other tools you need for your online classroom. Teams allows students and teachers to chat, work on assignments, and co-create documents. If you're an IT admin, sign up your school.' There are two radio button options: 'I'm a student' (selected) and 'I'm a teacher'. To the right of the text is a photograph of various school supplies, including a tablet, a smartphone, a calculator, a pencil, a pen, a marker, and a notebook.

Enter your First Name and Last name

Create a password

Your school email will receive a verification code – enter it on the verification line

Enter your date of birth

Select Start at the bottom of the page

Office 365 Education

### Create your account

first name  last name

Create password

Confirm password

We sent a verification code to **thomas.meagher@qc.quincycollge.edu**. Enter the code to complete signup.

Verification code  [resend signup code](#)

Your date of birth

Month  Day  Year

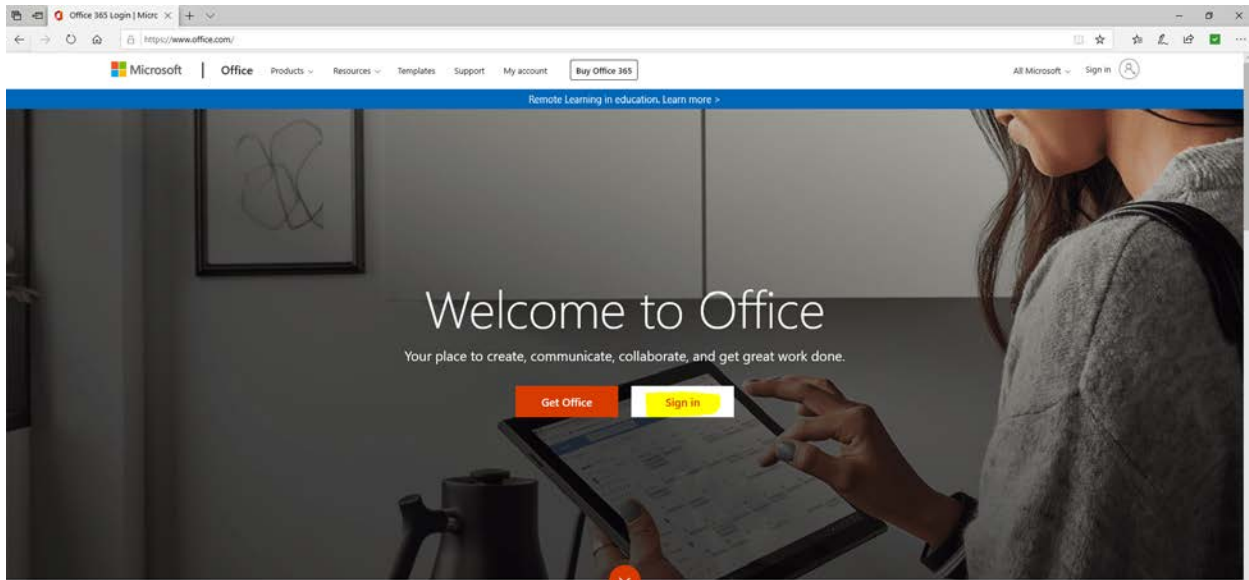
Microsoft will send you promotions and offers about Microsoft products and services for businesses. You can unsubscribe anytime.

I would like Microsoft to share my information with select partners so I can receive relevant information about their products and services. To learn more, or to unsubscribe at any time, view the [Privacy Statement](#).

By choosing **Start**, you agree to our [terms and conditions](#) and [Microsoft Privacy Policy](#) and acknowledge that your email address is associated with an organization (and is not a personal use or consumer email address). You also understand an administrator of your organization may assume control over your account and data and that your name, email address, and trial organization name will be visible to other people in your organization. [Learn more](#).

**Start**

Log into the account at [HTTPS://www.office.com](https://www.office.com) and select sign in



What is Office 365?

You now have access to the web versions on Word, Powerpoint and Excel

